

Pluckley with Egerton Gardening Society

Affiliated to the Royal Horticultural Society

Schedule of Classes Awards Prizes

2017

Spring Show

With Plant Sale

Saturday 8 April

Autumn Show

Saturday 2 September



Pluckley Village Hall

Exhibitors Set Up 10.15 am-11.45am

Viewing Doors Open 2.45pm

Prize giving 3.30pm

PLUCKLEY GARDENING SOCIETY OFFICIALS

President

June Heathcote

Vice Presidents

A D E Mure, Esq. JP

Sir Robert Johnson

Mrs Gill Highwood

Chairman

Pat Morss

01233 840686

Hon. Secretary and Events Organiser

Sue Steward

01233 840320

Show Secretary

Eileen Steinbock

01233 840270

Hon. Treasurer

Sue Risdon

Membership

Rebecca Southall

Committee

Trudy Britton

Val Smith

Mary Walker

Lawrence Dickens

Diane Dickens

Ellie Cameron

Elaine Narbrough

Cedric Narbrough

Joan Ross

CHAIRMAN'S REPORT

A very successful gardening year was concluded at the Annual General Meeting held in Pluckley Village Hall on 20th October. The change of name proved a wise decision because, not only did it attract more new members from Egerton but also encouraged Lawrence and Diane Dickens and Elaine and Cedric Narbrough who are residents of Egerton to volunteer for the committee. Joan Ross and Ellie Cameron also came forward and all were unanimously elected. We look forward to working with them in the coming year. Thanks were also given to Julie Bennett who retired from the Committee for the work she has done for the Society.

Throughout last year another major innovation occurred in that it became easier to publicise events via the internet (blessings to us all!) which resulted in more members joining in at all the events. P.E.G.S. as we are now known as prides itself on its relaxed and welcoming atmosphere so it is a boon to be able to send out reminders and invitations in ever more ways .

Working with the committee to deliver a varied and interesting programme is always a pleasure so I would like to convey my thanks to them for their enthusiasm and support. Sharing the love of gardens and gardening is something we will all do together in the coming year and I look forward to seeing you there.

Pat Morss

RULES

1. The Society's year shall commence with the Annual General Meeting, and shall continue until the next AGM. Members' minimum subscription of £7.50 covers a family at one address. No residential qualifications are needed to become a member of the Pluckley Gardening Society.
2. Entry for shows: 20p per class (members); 50p per class (non-members). These must be enclosed with the entry form. Children's classes are free .
3. The definition of a child for children only classes is aged 15 years and under unless otherwise specified. More than one entry per family is allowed in the Children's classes and the special Spring and Autumn competitions.
4. The Committee will take all ordinary care of exhibits, but will not be responsible for any loss or damage which may occur from any cause whatever.
5. Exhibitors should stage exhibits between 10.15am and 11.45am and not remove them until after the prizes have been presented.
6. Exhibitors will receive (on the morning of the show, and at the venue of the show) a card for each class, bearing his/her exhibition number and class. These cards must be placed face downwards before the exhibit to which each refers. Exhibitors must provide their own plates, dishes, vases, etc.
7. All exhibits should be correctly numbered. Errors in naming, or omitting to name, will not disqualify, but Judges may recognise correctness and distinctness in naming as telling in favour of an exhibitor in a close competition.
8. The Committee reserves the absolute right to reject any proposed entry without assigning any reason.
9. Any exhibit not exactly within the wording of the Schedule will be disqualified. Please note the 'space allowed' in Decorative classes, the number of exhibits to be shown in each class, and if detailed, how they should be presented.
10. The Committee delegates full powers to the Chairman and Show Secretary to enforce the regulations of the Show.
11. With the exception of 'Decorative' classes, any person exhibiting produce not of his/her own growing will be disqualified, and will forfeit all prizes. In 'Decorative' or 'Arrangement' classes the building-up of the exhibit must be of the exhibitor's own arrangement. This can incorporate accessories and purchased flowers/foilage unless otherwise stated in the individual class details.
12. Any protest or objection must be made in writing and lodged with the Show Secretary or Chairman by 3.00pm on the day of the Show.
13. The judges have the power to withhold prizes where exhibits are deficient in merit.
14. Certificates showing winners and placings will be awarded. Where a competitor wins more than one placing within a show, all the results shall be summarised upon one certificate.
15. Only officials will be allowed into the hall while judging is in progress.
16. Entries will be taken on the morning of the shows.
17. Competitors are particularly asked not to prepare their exhibits on the Show Benches.
18. Judging will be under RHS Rules.
19. No garden shall supply more than one competitive item in each class. (exceptions – see rule 3)
20. All Challenge Cups remain the property of the Society, and will be held for one year. In order to comply with Insurance Regulations, winners will be asked to sign an acknowledgment of receipt of cups.
21. All matters not provided for in the above rules shall be left to the discretion of the Committee, whose decision will be final.
22. Full acceptance of these rules is a condition of entry.

A copy of the RHS Horticultural Show Handbook may be borrowed briefly from either the Chairman or the Show Secretary.

SPRING SHOW

Saturday 8th April

Setting up – 10.15am to 11.45am

Prizegiving at 3.30pm

Certificates to be awarded as per rules 13 & 14

Entry fees: 20p per class (members); 50p per class (non-members)

Children only classes – free

Decorative Classes

Purchased flowers can be used in the arrangements

(Maximum width allowed not more than 18" except Class 4)

For all decorative classes see rule 11

1. Floating Flowers
2. A table centre arrangement
3. A corsage 4" & 9"
4. An Easter crown - children aged 13 and under

Flowers

For all Daffodil Classes, please refer to pictures and descriptions on page 8

5. Vase of 3 Division 1 Daffodils - yellow trumpet, any one variety
6. Vase of 3 Division 1 Daffodils – any other colour or colours, any one variety
7. Vase of 3 Division 2 Daffodils - yellow cup, any one variety
8. Vase of 3 Division 2 Daffodils – any other colour or colours, any one variety
9. Vase of 3 Division 3 Daffodils – yellow cup, any one variety
10. Vase of 3 Division 3 Daffodils – any other colour or colours, any one variety
11. Vase of 3 Division 4 Daffodils – any colour or colours, any one variety
12. Vase of 3 Division 6 Daffodils (cyclamineus) – any one variety
13. Vase of 3 Division 5, 7 or 8 Daffodils -any colour or colours, any one variety
14. Vase of 3 miniature Daffodils – any division, any one variety
15. Vase of 3 Division 9 Daffodil (Poeticus) – any one variety
16. Vase of 3 Daffodils - any one variety not already mentioned
17. Vase of at least 10 daffodils any varieties
18. Vase of 3 Red Tulips - any one variety
19. Vase of 3 Small Tulips - any one variety
20. Vase of 3 Tulips (not red) - any one variety
21. Vase of 3 multi-headed Tulips - any one variety

- 22.Vase of 5 stems of Grape Hyacinth - any variety
- 23.Vase of 3 stems of Perennials - any varieties
- 24.Vase of 3 stems of Polyanthus - any varieties
- 25.Vase of 3 stems of mixed Flowering Trees/Shrubs - one stem of each variety
- 26.Vase of 3 stems of Wallflowers - any varieties
- 27.Vase of 3 stems of Cut Hyacinths - any varieties
- 28.Vase of 3 stems of any perfumed flower or plant - any varieties
- 29.Vase of spring flowers not daffodils
- 30.1 Pot Plant – Foliage*
- 31.1 Pot Plant – Flowering*
 - *Pots not to exceed 10". Must have been in exhibitor's possession for at least 6 months
- 32.Special Spring Competition – Pot or bowl of bulbs as purchased by members at the Autumn Show or AGM at any stage of development

Vegetables

- 33.A Specimen Vegetable
- 34.4 Stems of Parsley
- 35.3 Sticks of Rhubarb
- 36.6 Stems of Sprouting Broccoli
- 37.2 Leeks
- 38.2 Spring Cabbage
- 39.Children Only Competition (13 years and under) – a carved vegetable

Doris Gann Cup Awarded to the winner of the petite arrangement (Class 3)

Mrs J L Highwood Daffodils Cup Awarded to member with most points in Classes 5 to 17

Sheila Terry Cup Awarded to winner of Special Spring Competition (Class 32)

Spring Cup Awarded to Best Exhibit in Show

Ethel Kettle Cup Awarded to Best Pot Plant in Show








Medals Awarded to the winners of the children's classes

The points are awarded as follows: 1st – 4 points; 2nd – 3 points; 3rd – 2 points; highly commended – 1 point

Raffle, Tea and Cake

Available at Show - Potatoes for special Autumn Competition Class 58

DAFFODIL CLASSES

 <p>Division 1 <i>Trumpet Daffodil Cultivars</i> The cup is as long or longer than the petals. There is one bloom per stem.</p>	 <p>Division 2 <i>Large-cupped Daffodil Cultivars</i> The cup length measures more than 1/3 of, but less than equal to, the length of the petals. There is one bloom per stem.</p>
 <p>Division 3 <i>Small-cupped Daffodil Cultivars</i> The cup length measures not more than 1/3 of the length of the petals. There is one bloom per stem.</p>	 <p>Division 4 <i>Double Daffodil Cultivars</i> Daffodils have a doubling of cup and petals. There can be one or more flowers per stem.</p>
 <p>Division 6 <i>Cyclamineus Daffodil Cultivars</i> Daffodils have a wind-swept appearance with petals significantly reflexed. There is one bloom per stem.</p>	 <p>Division 5, 7 & 8 <i>Multi Headed daffodils</i> Daffodils have clusters of florets (usually two or more) on a stem.</p>
 <p>Division 9 <i>Poeticus Daffodil Cultivars</i> Daffodils have extremely white petals and are noted for this quality. The cup is a small, crinkled disc. Cups most often have a green center, surrounded by yellow, with a red rim. There is usually one fragrant bloom per stem.</p>	<p>Division 12 <i>Other Daffodil Cultivars</i> Daffodil cultivars which do not fit the definition of any other division.</p> <hr/> <p>Miniature Daffodils</p> <p>Miniatures have the same descriptive divisions as standards, only with smaller blooms, usually less than 1½ inches in diameter.</p>

AUTUMN SHOW

Saturday 2nd September

Setting up – 10.15am to 11.45am

Prizegiving at 3.30pm

Certificates to be awarded as per rules 13 & 14

Entry fees: 20p per class (members); 50p per class (non-members)

Children only classes – free

Decorative Classes

Purchased flowers can be used in the arrangements

(Maximum width allowed not more than 18" except Class 3)

For all decorative classes see rule 11

1. A miniature garden in a seed tray
2. An arrangement in autumnal colours
3. A petite arrangement in a cup and saucer between 4" & 9"
4. A decorated baseball cap- children aged 13 and under

Flowers

5. One specimen Rose Bloom
6. A Bowl of Roses - any variety or varieties
7. Vase of 3 stems of Roses - any variety or varieties
8. Vase of 3 stems of Roses, one variety - bud, bloom and blown - one flower head on each stem
9. Vase of 3 stems of Annual Asters
10. One Specimen Dahlia bloom - any variety
11. Vase of 3 heads Dahlias - ball variety
12. Vase of 3 heads Dahlias - cactus variety
13. Vase of 3 heads Dahlias - any other variety not mentioned
14. Vase of not more than 10 stems of Dahlias – any variety or varieties
15. Vase of 6 stems of Hardy Perennials, 2 stems each of 3 varieties
16. Flowering pot plant (*Pot not to exceed 10". Must have been in exhibitor's possession for at least 6 months)
17. Vase of 3 stems Annuals - any variety or varieties
18. Vase of 3 stems Climbing plants - any variety or varieties
19. Vase of 3 stems Michaelmas Daisies - any variety or varieties


- 20.Vase of 3 stems flowering shrubs (not roses) - any variety or varieties
- 21.Vase of 3 stems Berries - any variety or varieties
- 22.Vase of 3 stems of Flowers – from Corms, Bulbs or Rhizomes
- 23.Largest Sunflower Head (rule 19 does not apply)
- 24.Vase of Grasses - any variety or varieties, bamboos included
- 25.Vase of 3 Hydrangea Flowers – any variety or varieties

Fruit

- 26. 5 Culinary Apples - one variety
- 27. 5 Dessert Apples - one variety
- 28. A plate of not more than 20 Edible Berries including hulls - one or more varieties
- 29. 5 Pears - one variety
- 30. 5 Stoned fruit - one variety
- 31.2 Fruits not already mentioned

Vegetables

- 32. Collection of 5 salad vegetables displayed as grown – shown on a plate
- 33. 3 Onions - grown from see
- 34. 3 Onions - grown from set:
- 35. 7 Shallots
- 36. 3 Beetroot
- 37. 2 Cucumbers
- 38. 5 Tomatoes (not green)
- 39. 7 Tomatoes, small, (not green)
- 40. Tomatoes on a vine - at any stage of ripening
- 41. 3 Potatoes - any colour or variety
- 42. 3 Carrots
- 43.1 Cabbage
- 44.2 Marrows ideally of equal length not exceeding 15” in length
- 45.2 Courgettes 4”-6” in length ideally with flowers
- 46. 5 Runner Beans
- 47. 3 Sweet Peppers



- 48.3 Chilli peppers
- 49.2 Squash ideally of equal length not exceeding 15" in length
- 50. Collection of Named Herbs - displayed in a vase
- 51.2 Vegetables of any variety - not already mentioned
- 52. Longest Runner Bean
- 53. Strangest Shaped Vegetable or Fruit (rule 19 does not apply)
- 54. Heaviest Pumpkin
- 55. Master Gardener - 5 items all different comprising 2 vegetables, 2 flowers in a vase and 1 fruit assembled on a plate not more than 12 inches in diameter
- 56. Largest Tomato
- 57. Special Autumn Competition - Largest crop from potato purchased at Spring Show

Home Produce

- 58. A Ginger Parkin
- 59.3 Shortbread biscuits
- 60. A Quiche
- 61. A Madeira Cake – see recipe
- 62.3 Butterfly Buns – children under 13 only
- 63. A Bag of Homemade Fudge
- 64. A Jar of Fruit Curd
- 65. A Homemade Alcoholic Drink

RECIPE FOR MADEIRA CAKE CLASS 61

INGREDIENTS

240g softened butter
200g caster sugar
Grated zest and juice of a lemon
3 large eggs
210g self-raising flour
90g plain flour

METHOD

Oven 170oC/gas mark 3
Cream butter and sugar together
Add lemon zest
Add eggs, one at a time, with a tablespoon of flour.
Add the rest of flour gently, then lemon juice.
Turn into 450g loaf tin and sprinkle with caster sugar.
Bake for about an hour.

The Nora Evans Cup Awarded to member with most points in Decorative Classes over the two shows

The John Gann Challenge Cup Awarded to member with most points in Dahlia Classes 10-14

The Mrs I Dawes Cup Awarded to member with most points in Home Produce Classes 58-65

P Hatcher Cup Awarded to member with heaviest Pumpkin (Class 54)

The Hallet Cup Awarded to member with best exhibit of specimen rose (Class 5)

SW Highwood Cup Awarded to member with most points in the Rose Classes 5-8

The W Meakin Cup Awarded to member with largest sunflower head (Class 23)

The Maj. Gen. Boucher Cup Awarded to member gaining most points in vegetable classes over the two shows

The Alton Cup Awarded to member gaining most points in potato classes

WH Gann Cup Awarded for Best Fruit or Vegetable Exhibit in Autumn Show

Charles Gunther Cup Awarded for the Best Flower exhibit in the Autumn Show

Medals Awarded to the winners of the children's classes

The points are awarded as follows: 1st – 4 points; 2nd – 3 points; 3rd – 2 points; highly commended – 1 point

Raffle, Tea and Cake

Available at the show, bulbs for special spring competition

Special Autumn Competition – Class 57

The crop of one seed potato as purchased at the Spring Show

This will be a main crop seed potato, of a particular kind purchased from a leading supplier

Your potato (one per family member) should be grown in a container no larger than 5 gallons

This, together with its undisturbed contents, should be brought along to the Autumn Show. During judging, contents of each bucket will be tipped out, sieved and the potatoes weighed. The heaviest crop will be the winning entry

CHECKLIST FOR SHOWING

Have you read the rules?

Is your entry in the correct class?

Do you have the right number of stems/flowers/fruit per entry?

Have you chosen the correct medium (vase/plant/bowl, etc) for displaying your entry?

When flower arranging, is your exhibit within the size specified?

Remember, flowers for the flower arranging classes do not have to be home-grown.

Can you find other flowers/fruit/vegetables so that you can enter another class, or even two more?

Note for both Shows

When more than one member of a family wishes to compete in the same show, a separate entry should be made on a piece of paper.

ENTRY FORM SPRING SHOW

Please enter me in the following classes

Exhibitor's Name: _____

I enclose my entry fee of _____

(20p per class for members; 50p per class for non-members)

To be handed in at the Village Hall on the morning of the show

ENTRY FORM AUTUMN SHOW

Please enter me in the following classes

Exhibitor's Name: _____

I enclose my entry fee of _____

(20p per class for members; 50p per class for non-members)

To be handed in at the Village Hall on the morning of the show

MEMBERSHIP BENEFITS

Discounts available usually only on plants, not discounted items
Membership cards must be produced

Greenways Garden Centre, Bethersden:

Open 7 days a week all year - 10% discount on full price items only

Madrona Nursery, Pluckley:

Open Monday, Tuesday, Saturday & Sunday from March-October

Tel 01233 820100

www.madrona.co.uk

10% discount

Stonegreen Nursery

Open weekends as advertised locally

Discount for purchases over £20

CALENDAR OF EVENTS 2017

Full calendar of events and booking forms available separately

SATURDAY 21 JANUARY

Quiz Egerton Millenium Hall

SUNDAY 19 FEBRUARY

Snowdrops, Hellebores & Plant Fair, Gt. Comp Gardens

TUESDAY 21 FEBRUARY 7.00PM

Talk on Clematis Pluckley Village Hall

MARCH TBA

Daffodils Godinton House

SATURDAY 8 APRIL

Spring Show and Plant Sale

MAY TBA

Bluebell Walk Dering Woods

THURSDAY 15 JUNE

Long Barn Garden Visit, Goudhurst

THURSDAY 22 JUNE

Wine and Wander in the gardens of Tram Hatch

SATURDAY 29 JULY

Loseley Park Gardens & Plant Fair, Guildford.

THURSDAY 17 AUGUST

Goddards Green garden visit, Cranbrook

THURSDAY 10 AUGUST

Pimms Evening in the gardens of Pykel, Pluckley

SATURDAY 2 SEPTEMBER

Autumn Show

THURSDAY 19 OCTOBER

AGM and Craft Competition

MONDAY 11 DECEMBER

Xmas Flower Arranging

DECEMBER TBA

Ponsettia Walk